


Photometric Report for each Light Engine used in double configuration



Light Output Ratio:	48.9%	
Luminaire Power:	11.29 W	
SHR Nominal:	0.75	Calculated using the TM5
SHR Maximum:	0.75	fine grid method.

C Range: 0 - 360DEG
C Interval: For a lens beam angle of 60°
Test Speed: MEDIUM
Temperature: 77.54 °F
Operators: zoe
Test Date: 2024-1-2

γ Range: 0 - 180DEG
γ Interval: 0.5DEG
Test System: EVERFINE GO-SPEX500_V1 SYSTEM V2.00.461
Humidity: 65.0%
Test Distance: 124.409" [K=1.0000]
Remarks: LAMP: BXRV-DR-1830G-100Z-A-23 Ra: 90
LENS: PM-1103C 50R+DIFFUSER
DRIVER: PUP10A-1WMC-700 500mA
30minutes warm-up

LUMINOUS INTENSITY DISTRIBUTION DIAGRAM

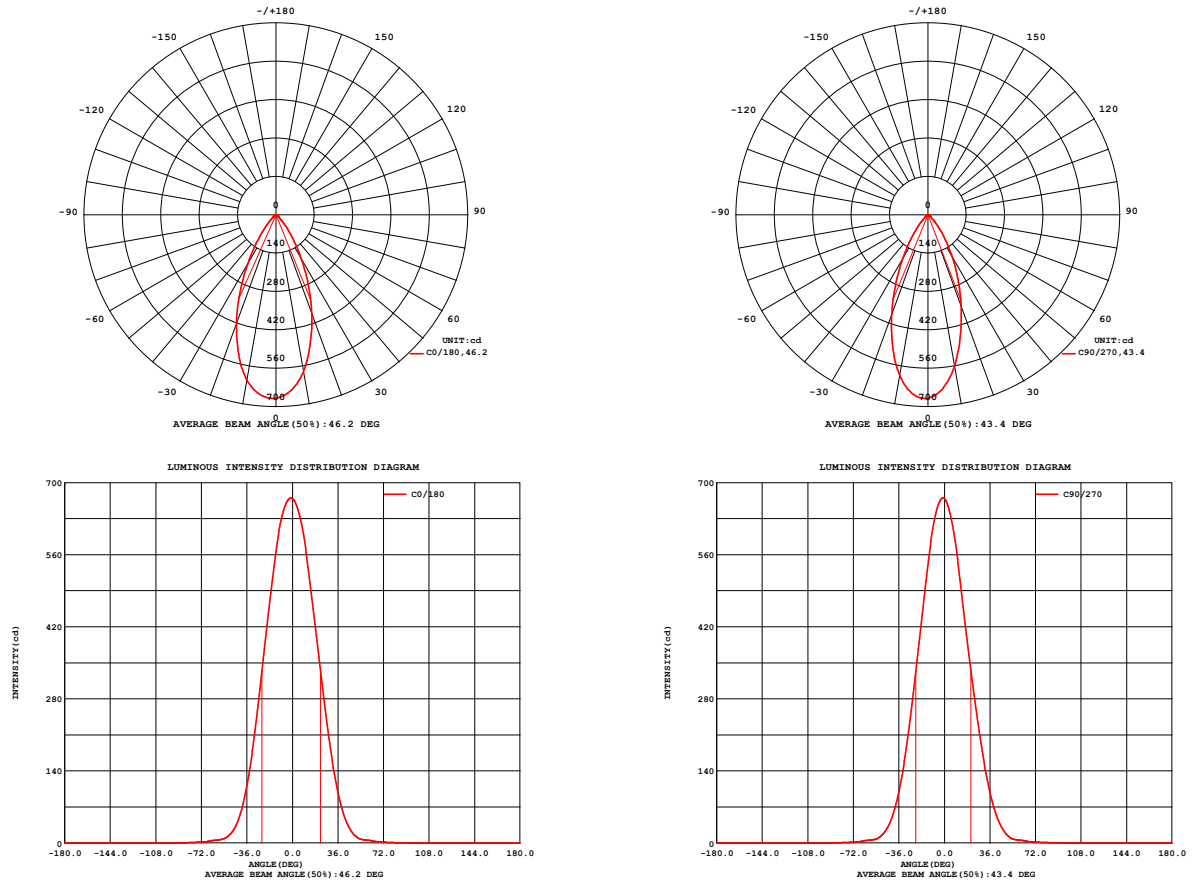


Fig. C0/C180

Fig. C90/C270

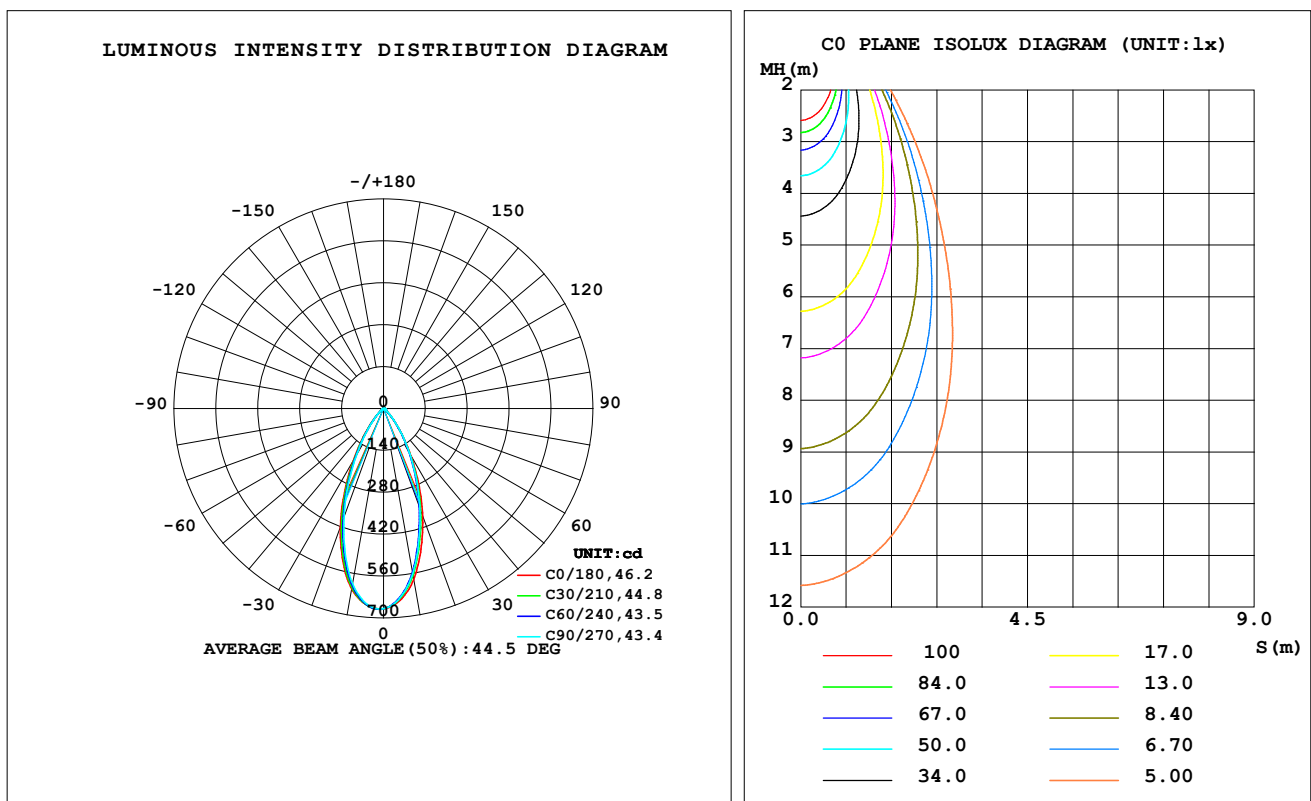
C Range: 0 - 360DEG
C Interval: For a lens beam angle of 60°
Test Speed: MEDIUM
Temperature: 77.54 °F
Operators: zoe
Test Date: 2024-1-2

γ Range: 0 - 180DEG
γ Interval: 0.5DEG
Test System: EVERFINE GO-SPEX500_V1 SYSTEM V2.00.461
Humidity: 65.0%
Test Distance: 124.409" [K=1.0000]
Remarks: LAMP: BXR-V-DR-1830G-100Z-A-23 Ra: 90
LENS: PM-1103C 50R+DIFFUSER
DRIVER: PUP10A-1WMC-700 500mA
30minutes warm-up

LUMINAIRE PHOTOMETRIC TEST REPORT

Test:U:120.20V I:0.0950A P:11.290W PF:0.9871 Freq:59.98Hz Lamp Flux:889.25x1 lm		
NAME: CTL-M-1.5-DM-60-RC-FX-TF-OP	TYPE:	WEIGHT:
SPEC.: 3000K	DIM.:	SERIAL No.: 2401020004
MFR.: MERCURY LIGHTING	SUR.: 0.001319585m ²	Shielding Angle:

DATA OF LAMP		PHOTOMETRIC DATA Eff: 38.49 lm/W			
MODEL	Bridgelux	I _{max} (cd)	670.7	S/MH (C0/180)	0.76
NOMINAL POWER (W)	11	LOR (%)	48.9	S/MH (C90/270)	0.71
RATED VOLTAGE (V)	120	TOTAL FLUX (lm)	434.52	η UP, DN (C0-180)	0.0, 23.9
NOMINAL FLUX (lm)	889.25	CIE CLASS	DIRECT	η UP, DN (C180-360)	0.0, 24.9
LAMPS INSIDE	1	η up (%)	0.0	CIBSE SHR NOM	0.75
TEST VOLTAGE (V)	120	η down (%)	48.9	CIBSE SHR MAX	0.75



C Range: 0 - 360DEG

C Interval: For a lens beam angle of 60°

Test Speed: MEDIUM

Temperature: 77.54 °F

Operators: zoe

Test Date: 2024-1-2

γ Range: 0 - 180DEG

γ Interval: 0.5DEG

Test System: EVERFINE GO-SPEX500_V1 SYSTEM V2.00.461

Humidity: 65.0%

Test Distance: 124.409" [K=1.0000]

Remarks: LAMP: BXRV-DR-1830G-100Z-A-23 Ra: 90

LENS: PM-1103C 50R+DIFFUSER

DRIVER: PUP10A-1WMC-700 500mA

30minutes warm-up

ZONAL FLUX DIAGRAM

ZONAL FLUX DIAGRAM:

γ	C0	C45	C90	C135	C180	C225	C270	C315	γ	Φ zone	Φ total	%lum,lamp
10	580.7	561.1	560.6	589.8	612.5	605.0	595.1	592.4	0- 10	59.91	59.91	13.8,6.74
20	383.1	356.8	355.6	395.6	422.5	403.7	387.4	391.8	10- 20	135.9	195.8	45.1,22
30	185.0	175.8	177.6	196.7	206.6	193.8	183.6	186.4	20- 30	128.6	324.4	74.7,36.5
40	60.55	61.06	62.59	66.18	65.88	62.29	59.70	59.18	30- 40	72.66	397.1	91.4,44.7
50	13.16	13.88	14.34	14.86	14.53	13.96	13.38	12.85	40- 50	25.08	422.2	97.2,47.5
60	5.289	5.328	5.395	5.508	5.475	5.364	5.260	5.221	50- 60	7.095	429.3	98.8,48.3
70	1.796	1.851	1.941	2.021	2.004	1.923	1.838	1.784	60- 70	3.498	432.8	99.6,48.7
80	0.6962	0.7280	0.7867	0.8452	0.8455	0.7944	0.7356	0.6930	70- 80	1.362	434.1	99.9,48.8
90	0	0	0	0	0	0	0	0	80- 90	0.3942	434.5	100,48.9
100	0	0	0	0	0	0	0	0	90-100	0	434.5	100,48.9
110	0	0	0	0	0	0	0	0	100-110	0	434.5	100,48.9
120	0	0	0	0	0	0	0	0	110-120	0	434.5	100,48.9
130	0	0	0	0	0	0	0	0	120-130	0	434.5	100,48.9
140	0	0	0	0	0	0	0	0	130-140	0	434.5	100,48.9
150	0	0	0	0	0	0	0	0	140-150	0	434.5	100,48.9
160	0	0	0	0	0	0	0	0	150-160	0	434.5	100,48.9
170	0	0	0	0	0	0	0	0	160-170	0	434.5	100,48.9
180	0	0	0	0	0	0	0	0	170-180	0	434.5	100,48.9
DEG	LUMINOUS INTENSITY:cd									UNIT:lm		

C Range: 0 - 360DEG

C Interval: For a lens beam angle of 60°

Test Speed: MEDIUM

Temperature:77.54°F

Operators:zoe

Test Date:2024-1-2

 γ Range: 0 - 180DEG

 γ Interval: 0.5DEG

Test System:EVERFINE GO-SPEX500_V1 SYSTEM V2.00.461

Humidity:65.0%

Test Distance:124.409" [K=1.0000]

Remarks: LAMP:BXRV-DR-1830G-100Z-A-23 Ra:90

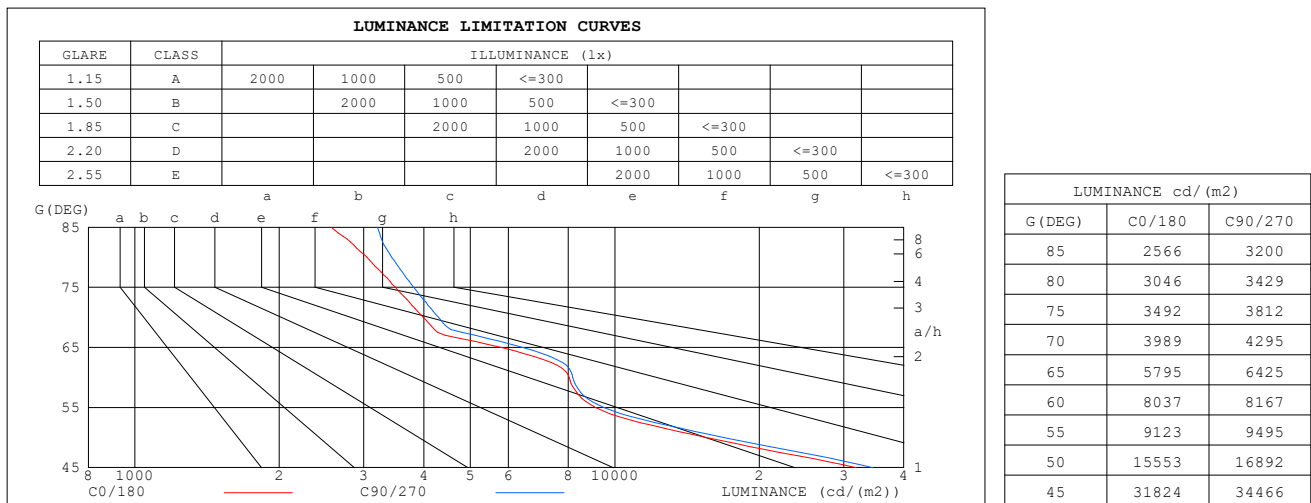
LENS:PM-1103C 50R+DIFFUSER

DRIVER:PUP10A-1WMC-700 500mA

30minutes warm-up

LUMINANCE LIMITATION CURVES

Test:U:120.20V I:0.0950A P:11.290W PF:0.9871 Freq:59.98Hz Lamp Flux:889.25x1 lm		
NAME: CTL-M-1.5-DM-60-RC-FX-TF-OP	TYPE:	WEIGHT:
SPEC.: 3000K	DIM.:	SERIAL No.: 2401020004
MFR.: MERCURY LIGHTING	SUR.: 0.001319585m2	Shielding Angle:



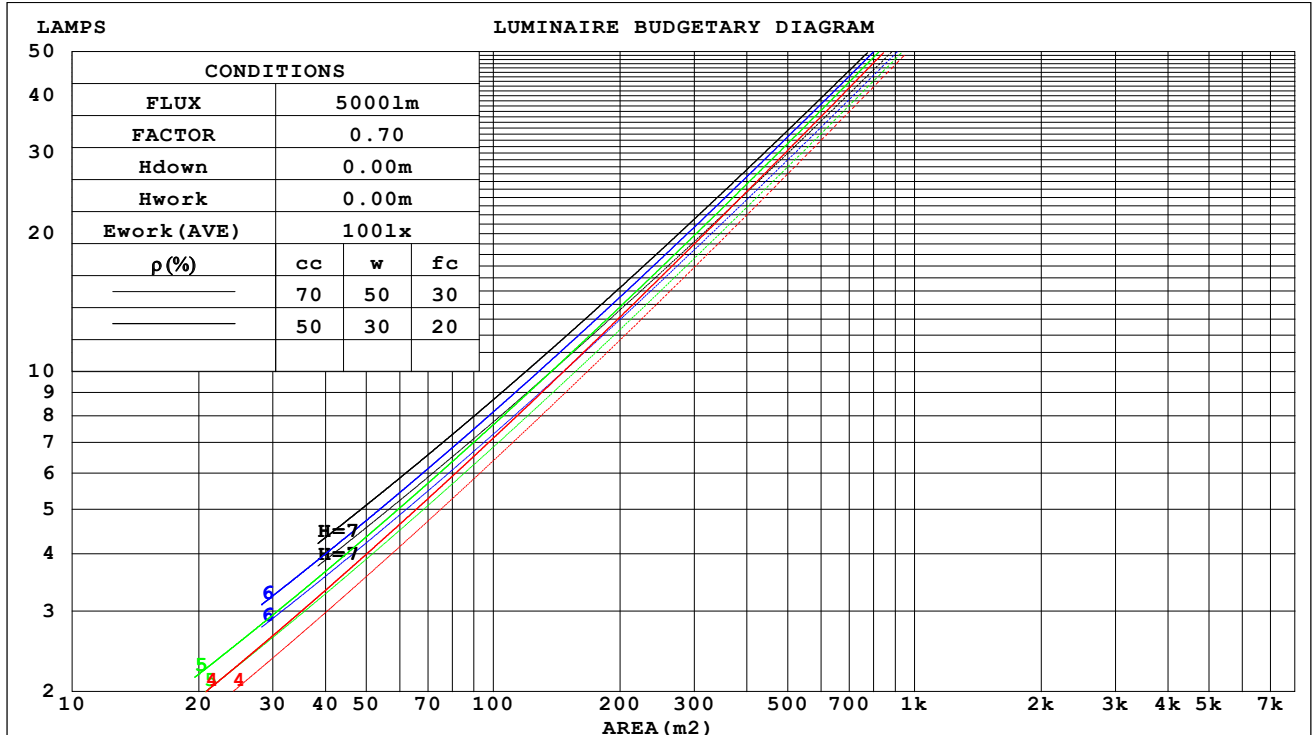
C Range: 0 - 360DEG
 C Interval: For a lens beam angle of 60°
 Test Speed: MEDIUM
 Temperature: 77.54°F
 Operators: zoe
 Test Date: 2024-1-2

γ Range: 0 - 180DEG
 γ Interval: 0.5DEG
 Test System: EVERFINE GO-SPEX500_V1 SYSTEM V2.00.461
 Humidity: 65.0%
 Test Distance: 124.409" [K=1.0000]
 Remarks: LAMP: BXR-V-DR-1830G-100Z-A-23 Ra: 90
 LENS: PM-1103C 50R+DIFFUSER
 DRIVER: PUP10A-1WMC-700 500mA
 30minutes warm-up

CU AND LUMINAIRE BUDGETARY ESTIMATE DIAGRAM

Test:U:120.20V I:0.0950A P:11.290W PF:0.9871 Freq:59.98Hz Lamp Flux:889.25x1 lm		
NAME: CTL-M-1.5-DM-60-RC-FX-TF-OP	TYPE:	WEIGHT:
SPEC.: 3000K	DIM.:	SERIAL No.: 2401020004
MFR.: MERCURY LIGHTING	SUR.: 0.001319585m2	Shielding Angle:

pcc	80%			70%			50%			30%			10%			0
pw	50%	30%	10%	50%	30%	10%	50%	30%	10%	50%	30%	10%	50%	30%	10%	0
pfc	20%			20%			20%			20%			20%			0
RCR	RCR:Room Cavity Ratio															



C Range: 0 - 360DEG
 C Interval: For a lens beam angle of 60°
 Test Speed: MEDIUM
 Temperature: 77.54 °F
 Operators: zoe
 Test Date: 2024-1-2

γ Range: 0 - 180DEG
 γ Interval: 0.5DEG
 Test System: EVERFINE GO-SPEX500_V1 SYSTEM V2.00.461
 Humidity: 65.0%
 Test Distance: 124.409" [K=1.0000]
 Remarks: LAMP: BXR-V-DR-1830G-100Z-A-23 Ra: 90
 LENS: PM-1103C 50R+DIFFUSER
 DRIVER: PUP10A-1WMC-700 500mA
 30minutes warm-up

WEC AND CCEC

Test:U:120.20V I:0.0950A P:11.290W PF:0.9871 Freq:59.98Hz Lamp Flux:889.25x1 lm		
NAME: CTL-M-1.5-DM-60-RC-FX-TF-OP	TYPE:	WEIGHT:
SPEC.: 3000K	DIM.:	SERIAL No.: 2401020004
MFR.: MERCURY LIGHTING	SUR.: 0.001319585m2	Shielding Angle:

pcc	80%			70%			50%			30%			10%			0
pw	50%	30%	10%	50%	30%	10%	50%	30%	10%	50%	30%	10%	50%	30%	10%	0
pfc	20%			20%			20%			20%			20%			0
RCR	RCR:Room Cavity Ratio						Wall Exitance Coefficients(WEC)									
0.0																
1.0	.086	.049	.015	.083	.047	.015	.076	.044	.014	.071	.041	.013	.066	.038	.012	
2.0	.082	.045	.014	.079	.044	.013	.074	.041	.013	.069	.039	.012	.065	.037	.012	
3.0	.078	.041	.012	.075	.040	.012	.071	.038	.012	.067	.037	.011	.063	.035	.011	
4.0	.074	.038	.011	.072	.038	.011	.068	.036	.011	.064	.035	.010	.061	.033	.010	
5.0	.070	.036	.010	.068	.035	.010	.065	.034	.010	.062	.033	.010	.059	.032	.010	
6.0	.067	.034	.010	.065	.033	.009	.062	.032	.009	.060	.031	.009	.057	.030	.009	
7.0	.064	.032	.009	.062	.031	.009	.060	.030	.009	.057	.029	.009	.055	.029	.008	
8.0	.061	.030	.008	.060	.029	.008	.057	.029	.008	.055	.028	.008	.053	.027	.008	
9.0	.058	.028	.008	.057	.028	.008	.055	.027	.008	.053	.027	.008	.052	.026	.008	
10.0	.056	.027	.007	.055	.027	.007	.053	.026	.007	.051	.026	.007	.050	.025	.007	

pcc	80%			70%			50%			30%			10%			0
pw	50%	30%	10%	50%	30%	10%	50%	30%	10%	50%	30%	10%	50%	30%	10%	0
pfc	20%			20%			20%			20%			20%			0
RCR	RCR:Room Cavity Ratio						Ceiling Cavity Exitance Coefficients(CCEC)									
0.0	.093	.093	.093	.080	.080	.080	.054	.054	.054	.031	.031	.031	.010	.010	.010	
1.0	.084	.077	.071	.072	.066	.061	.049	.045	.042	.028	.026	.025	.009	.008	.008	
2.0	.076	.065	.055	.065	.056	.048	.045	.039	.033	.026	.022	.020	.008	.007	.006	
3.0	.070	.055	.044	.060	.048	.038	.041	.033	.027	.024	.019	.016	.008	.006	.005	
4.0	.065	.048	.036	.056	.042	.031	.038	.029	.022	.022	.017	.013	.007	.006	.004	
5.0	.061	.043	.029	.052	.037	.026	.036	.026	.018	.021	.015	.011	.007	.005	.004	
6.0	.057	.038	.025	.049	.033	.021	.034	.023	.015	.020	.014	.009	.006	.004	.003	
7.0	.054	.034	.021	.046	.030	.018	.032	.021	.013	.018	.012	.008	.006	.004	.003	
8.0	.051	.031	.018	.044	.027	.016	.030	.019	.011	.018	.011	.007	.006	.004	.002	
9.0	.048	.029	.015	.042	.025	.013	.029	.017	.010	.017	.010	.006	.005	.003	.002	
10.0	.046	.027	.014	.040	.023	.012	.027	.016	.008	.016	.010	.005	.005	.003	.002	

C Range: 0 - 360DEG

C Interval: For a lens beam angle of 60°

Test Speed: MEDIUM

Temperature: 77.54°F

Operators: zoe

Test Date: 2024-1-2

γ Range: 0 - 180DEG

γ Interval: 0.5DEG

Test System: EVERFINE GO-SPEX500_V1 SYSTEM V2.00.461

Humidity: 65.0%

Test Distance: 124.409" [K=1.0000]

Remarks: LAMP: BXRV-DR-1830G-100Z-A-23 Ra: 90

LENS: PM-1103C 50R+DIFFUSER

DRIVER: PUP10A-1WMC-700 500mA

30minutes warm-up

UGR(Unified Glare Rating) Table

Test:U:120.20V I:0.0950A P:11.290W PF:0.9871 Freq:59.98Hz Lamp Flux:889.25x1 lm											
NAME: CTL-M-1.5-DM-60-RC-FX-TF-OP						TYPE:		WEIGHT:			
SPEC.: 3000K						DIM.:		SERIAL No.: 2401020004			
MFR.: MERCURY LIGHTING						SUR.: 0.001319585m2		Shielding Angle:			
ceiling/cavity	0.7	0.7	0.5	0.5	0.3	0.7	0.7	0.5	0.5	0.3	
walls	0.5	0.3	0.5	0.3	0.3	0.5	0.3	0.5	0.3	0.3	
working plane	0.2	0.2	0.2	0.2	0.2	0.2	0.2	0.2	0.2	0.2	
Room dimensions		Viewed crosswise					Viewed endwise				
x = 2H y = 2H	2H	20.0	20.9	20.2	21.1	21.2	19.9	20.9	20.2	21.0	21.2
	3H	19.9	20.7	20.1	20.9	21.1	19.9	20.7	20.1	20.9	21.1
	4H	19.8	20.6	20.1	20.9	21.1	19.8	20.6	20.1	20.8	21.1
	6H	19.8	20.5	20.1	20.8	21.0	19.8	20.5	20.1	20.8	21.0
	8H	19.7	20.5	20.1	20.7	21.0	19.7	20.5	20.0	20.7	21.0
	12H	19.7	20.4	20.0	20.7	20.9	19.7	20.4	20.0	20.7	20.9
4H	2H	19.8	20.6	20.1	20.8	21.0	19.8	20.6	20.0	20.8	21.0
	3H	19.7	20.4	20.1	20.7	21.0	19.7	20.4	20.0	20.7	21.0
	4H	19.7	20.3	20.0	20.6	20.9	19.7	20.3	20.0	20.6	20.9
	6H	19.6	20.2	20.0	20.5	20.9	19.6	20.2	20.0	20.5	20.9
	8H	19.6	20.1	20.0	20.5	20.8	19.6	20.1	20.0	20.5	20.8
	12H	19.6	20.0	20.0	20.4	20.8	19.6	20.1	20.0	20.4	20.8
8H	4H	19.6	20.1	20.0	20.4	20.8	19.6	20.1	20.0	20.4	20.8
	6H	19.5	20.0	20.0	20.4	20.8	19.5	20.0	20.0	20.4	20.8
	8H	19.5	19.9	20.0	20.3	20.7	19.5	19.9	20.0	20.3	20.8
	12H	19.5	19.8	20.0	20.2	20.7	19.5	19.8	20.0	20.3	20.7
12H	4H	19.5	20.0	19.9	20.4	20.8	19.5	20.0	19.9	20.4	20.8
	6H	19.5	19.9	19.9	20.3	20.7	19.5	19.9	19.9	20.3	20.7
	8H	19.5	19.8	19.9	20.2	20.7	19.5	19.8	20.0	20.2	20.7
Variations with the observer position at spacings(CIE Pub.117):											
S = 1.0H	+ 2.7 / - 5.8					+ 2.6 / - 5.6					
1.5H	+ 4.5 / - 5.4					+ 4.4 / - 5.4					
2.0H	+ 4.7 / - 2.5					+ 4.9 / - 2.5					

CIE Pub.117, 889.3 lm Total Lamp Luminous Flux Correct (8log(F/F0) = -0.4)
 Area: 0.00131959 m2

C Range: 0 - 360DEG

C Interval: For a lens beam angle of 60°

Test Speed: MEDIUM

Temperature: 77.54 °F

Operators: zoe

Test Date: 2024-1-2

γ Range: 0 - 180DEG

γ Interval: 0.5DEG

Test System: EVERFINE GO-SPEX500_V1 SYSTEM V2.00.461

Humidity: 65.0%

Test Distance: 124.409" [K=1.0000]

Remarks: LAMP: BXR-V-DR-1830G-100Z-A-23 Ra: 90

LENS: PM-1103C 50R+DIFFUSER

DRIVER: PUP10A-1WMC-700 500mA

30minutes warm-up

UTILIZATION FACTORS TABLE

Test:U:120.20V I:0.0950A P:11.290W PF:0.9871 Freq:59.98Hz Lamp Flux:889.25x1 lm		
NAME: CTL-M-1.5-DM-60-RC-FX-TF-OP	TYPE:	WEIGHT:
SPEC.: 3000K	DIM.:	SERIAL No.: 2401020004
MFR.: MERCURY LIGHTING	SUR.: 0.001319585m2	Shielding Angle:

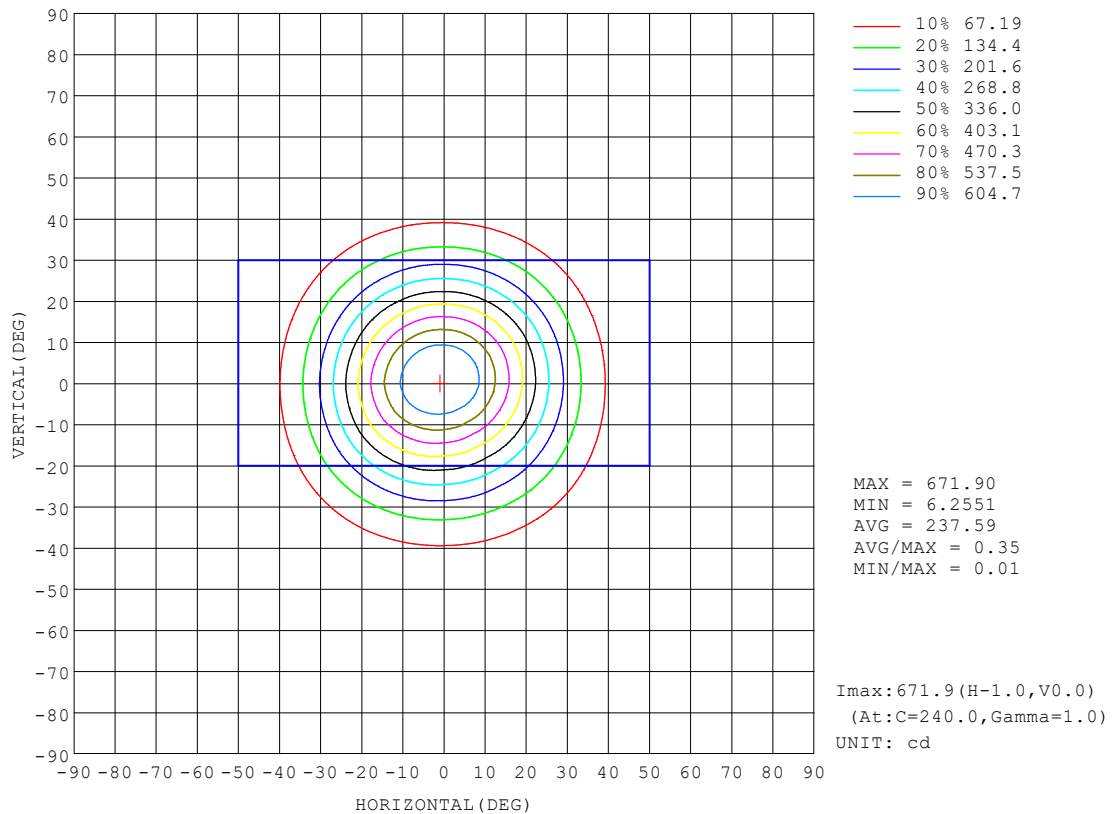
REFLECTANCE										
Ceiling	0.8	0.8	0.8	0.7	0.7	0.7	0.5	0.5	0.5	0
Walls	0.7	0.5	0.3	0.7	0.5	0.3	0.7	0.5	0.3	0
Working plane	0.2	0.2	0.2	0.2	0.2	0.2	0.2	0.2	0.2	0
ROOM INDEX	UTILIZATION FACTORS (PERCENT) $k(RI) \times RCR = 5$									
$k = 0.60$	42	39	37	42	39	37	41	39	37	35
0.80	46	43	41	45	43	41	45	42	41	39
1.00	48	45	43	48	45	43	47	45	43	41
1.25	50	48	46	50	47	46	49	47	45	43
1.50	51	49	47	51	49	47	50	48	47	44
2.00	53	51	49	52	50	49	51	49	48	45
2.50	54	52	50	53	51	50	51	50	49	46
3.00	54	53	51	54	52	51	52	51	50	47
4.00	56	54	53	54	53	52	53	52	51	48
5.00	56	55	54	55	54	53	53	52	52	48
ROOM INDEX	UF (total)									Direct
According to DIN EN 13032-2 2004			Suspended					SHRNOM = 1.25		

C Range: 0 - 360DEG
 C Interval: For a lens beam angle of 60°
 Test Speed: MEDIUM
 Temperature: 77.54 °F
 Operators: zoe
 Test Date: 2024-1-2

γ Range: 0 - 180DEG
 γ Interval: 0.5DEG
 Test System: EVERFINE GO-SPEX500_V1 SYSTEM V2.00.461
 Humidity: 65.0%
 Test Distance: 124.409" [K=1.0000]
 Remarks: LAMP: BXR-V-DR-1830G-100Z-A-23 Ra: 90
 LENS: PM-1103C 50R+DIFFUSER
 DRIVER: PUP10A-1WMC-700 500mA
 30minutes warm-up

ISOCANDELA DIAGRAM

Test:U:120.20V I:0.0950A P:11.290W PF:0.9871 Freq:59.98Hz Lamp Flux:889.25x1 lm		
NAME: CTL-M-1.5-DM-60-RC-FX-TF-OP	TYPE:	WEIGHT:
SPEC.: 3000K	DIM.:	SERIAL No.: 2401020004
MFR.: MERCURY LIGHTING	SUR.: 0.001319585m2	Shielding Angle:



C Range: 0 - 360DEG

C Interval: For a lens beam angle of 60°

Test Speed: MEDIUM

Temperature:77.54°F

Operators:zoe

Test Date:2024-1-2

γ Range: 0 - 180DEG

γ Interval: 0.5DEG

Test System:EVERFINE GO-SPEX500_V1 SYSTEM V2.00.461

Humidity:65.0%

Test Distance:124.409" [K=1.0000]

Remarks: LAMP:BXRV-DR-1830G-100Z-A-23 Ra:90

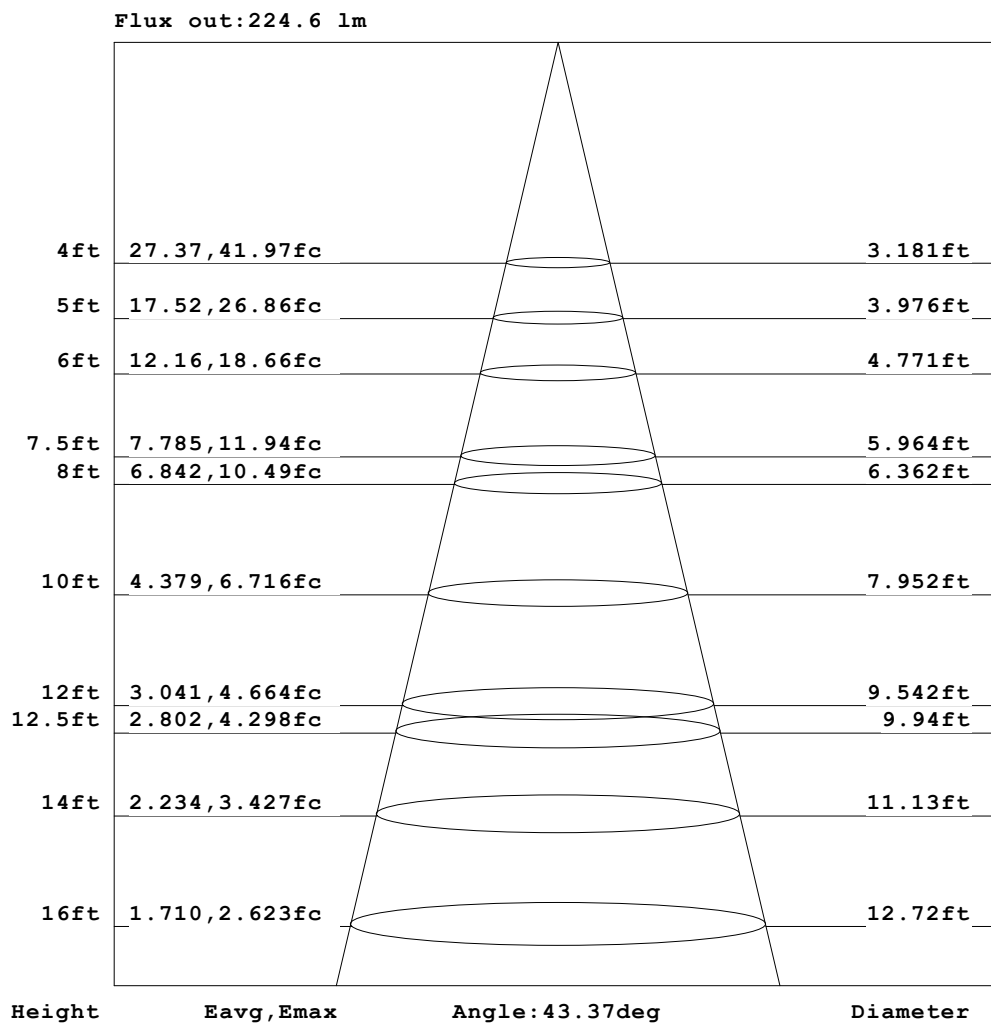
LENS:PM-1103C 50R+DIFFUSER

DRIVER:PUP10A-1WMC-700 500mA

30minutes warm-up

AAI Figure

Test:U:120.20V I:0.0950A P:11.290W PF:0.9871 Freq:59.98Hz Lamp Flux:889.25x1 lm		
NAME: CTL-M-1.5-DM-60-RC-FX-TF-OP	TYPE:	WEIGHT:
SPEC.: 3000K	DIM.:	SERIAL No.: 2401020004
MFR.: MERCURY LIGHTING	SUR.: 0.001319585m2	Shielding Angle:



Note: The Curves indicate the illuminated area and the average illumination when the luminaire is at different distance.

C Range: 0 - 360DEG

C Interval: For a lens beam angle of 60°

Test Speed: MEDIUM

Temperature: 77.54°F

Operators: zoe

Test Date: 2024-1-2

γ Range: 0 - 180DEG

γ Interval: 0.5DEG

Test System: EVERFINE GO-SPEX500_V1 SYSTEM V2.00.461

Humidity: 65.0%

Test Distance: 124.409" [K=1.0000]

Remarks: LAMP: BXRV-DR-1830G-100Z-A-23 Ra: 90

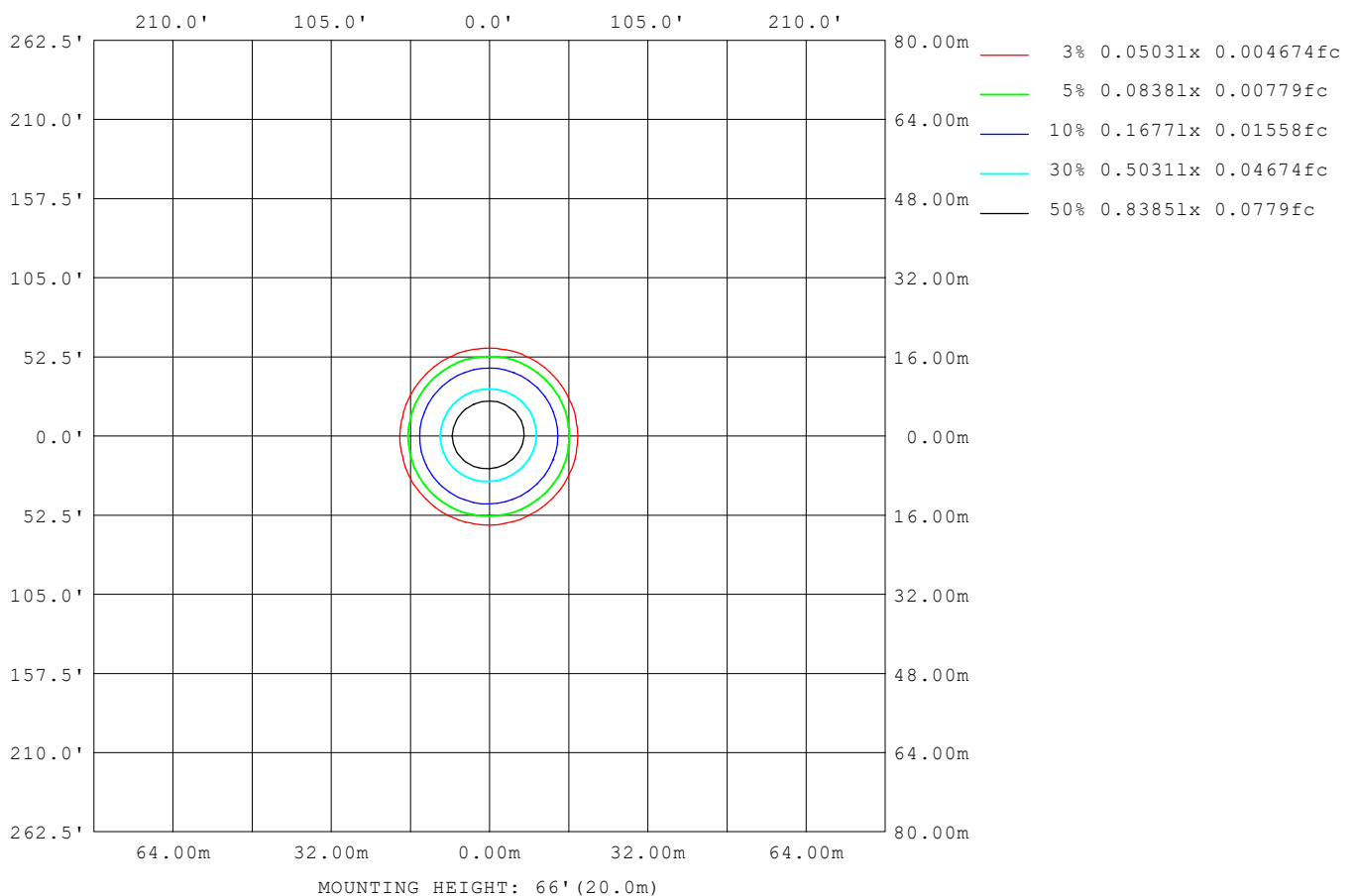
LENS: PM-1103C 50R+DIFFUSER

DRIVER: PUP10A-1WMC-700 500mA

30minutes warm-up

ISOLUX DIAGRAM

Test: U:120.20V I:0.0950A P:11.290W PF:0.9871 Freq:59.98Hz Lamp Flux: 889.25x1 lm		
NAME: CTL-M-1.5-DM-60-RC-FX-TF-OP	TYPE:	WEIGHT:
SPEC.: 3000K	DIM.:	SERIAL No.: 2401020004
MFR.: MERCURY LIGHTING	SUR.: 0.001319585m2	Shielding Angle:



C Range: 0 - 360DEG
C Interval: For a lens beam angle of 60°
Test Speed: MEDIUM
Temperature: 77.54°F
Operators: zoe
Test Date: 2024-1-2

γ Range: 0 - 180DEG
γ Interval: 0.5DEG
Test System: EVERFINE GO-SPEX500_V1 SYSTEM V2.00.461
Humidity: 65.0%
Test Distance: 124.409" [K=1.0000]
Remarks: LAMP: BXR-V-DR-1830G-100Z-A-23 Ra: 90
 LENS: PM-1103C 50R+DIFFUSER
 DRIVER: PUP10A-1WMC-700 500mA
 30minutes warm-up

LED Avg.L Report

Test:U:120.20V I:0.0950A P:11.290W PF:0.9871 Freq:59.98Hz Lamp Flux:889.25x1 lm		
NAME: CTL-M-1.5-DM-60-RC-FX-TF-OP	TYPE:	WEIGHT:
SPEC.: 3000K	DIM.:	SERIAL No.: 2401020004
MFR.: MERCURY LIGHTING	SUR.: 0.001319585m2	Shielding Angle:

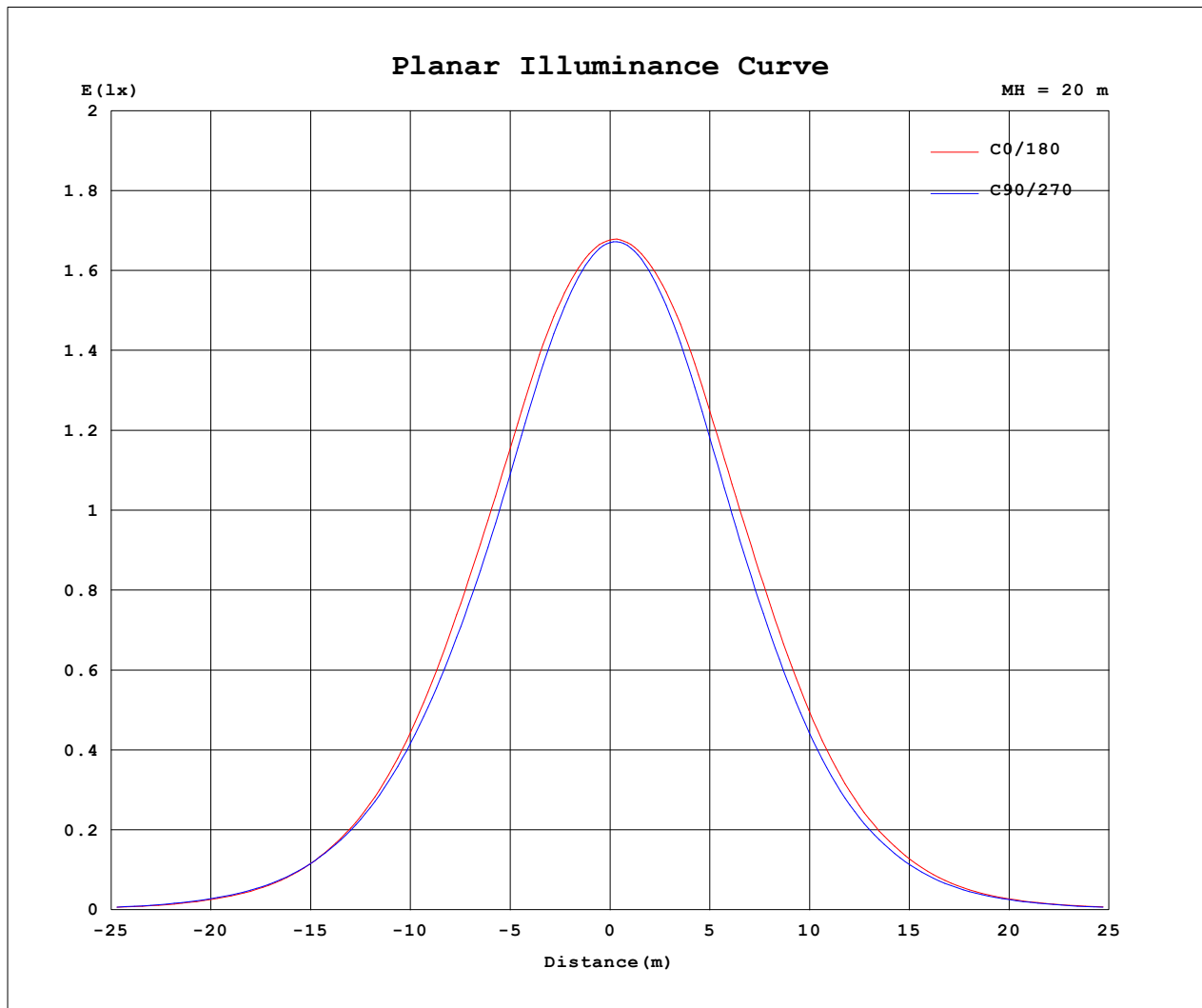
AvgL	cd/m2
L 0~180 (65) av	6352
L 0~180 (75) av	3746
L 0~180 (85) av	3095
L 90~270 (65) av	6255
L 90~270 (75) av	3711
L 90~270 (85) av	3056
L 45 (65) av	6311
L 45 (75) av	3726
L 45 (85) av	2966

Standard: GB/T 29293-2012

C Range: 0 - 360DEG
 C Interval: For a lens beam angle of 60°
 Test Speed: MEDIUM
 Temperature: 77.54°F
 Operators: zoe
 Test Date: 2024-1-2

γ Range: 0 - 180DEG
 γ Interval: 0.5DEG
 Test System: EVERFINE GO-SPEX500_V1 SYSTEM V2.00.461
 Humidity: 65.0%
 Test Distance: 124.409" [K=1.0000]
 Remarks: LAMP: BXRV-DR-1830G-100Z-A-23 Ra: 90
 LENS: PM-1103C 50R+DIFFUSER
 DRIVER: PUP10A-1WMC-700 500mA
 30minutes warm-up

Planar Illuminance Curve



C Range: 0 - 360DEG

C Interval: For a lens beam angle of 60°

Test Speed: MEDIUM

Temperature: 77.54°F

Operators: zoe

Test Date: 2024-1-2

γ Range: 0 - 180DEG

γ Interval: 0.5DEG

Test System: EVERFINE GO-SPEX500_V1 SYSTEM V2.00.461

Humidity: 65.0%

Test Distance: 124.409" [K=1.0000]

Remarks: LAMP: BXRV-DR-1830G-100Z-A-23 Ra: 90

LENS: PM-1103C 50R+DIFFUSER

DRIVER: PUP10A-1WMC-700 500mA

30minutes warm-up

LUMINOUS DISTRIBUTION INTENSITY DATA

Test:U:120.20V I:0.0950A P:11.290W PF:0.9871 Freq:59.98Hz Lamp Flux:889.25x1 lm		
NAME: CTL-M-1.5-DM-60-RC-FX-TF-OP	TYPE:	WEIGHT:
SPEC.: 3000K	DIM.:	SERIAL No.: 2401020004
MFR.: MERCURY LIGHTING	SUR.: 0.001319585m2	Shielding Angle:

Table--1

UNIT: cd

C (DEG) γ (DEG)	0	30	60	90	120	150	180	210	240	270	300	330						
0	669	669	669	669	669	669	669	669	669	669	669	669						
5	643	637	633	635	643	653	659	659	658	655	652	648						
10	581	567	556	561	579	601	613	608	602	595	594	591						
15	486	466	451	458	482	513	527	519	507	498	498	498						
20	383	364	349	356	381	411	423	411	396	387	390	393						
25	279	265	255	261	281	303	311	300	287	279	282	285						
30	185	178	173	178	190	204	207	198	190	184	185	188						
35	113	111	109	112	118	124	125	119	115	111	111	113						
40	60.5	61.2	60.9	62.6	65.4	66.9	65.9	63.3	61.3	59.7	58.9	59.4						
45	29.6	30.9	31.2	32.2	32.8	32.7	31.5	30.5	30.2	29.4	28.7	28.4						
50	13.2	13.8	14.0	14.3	14.8	14.9	14.5	14.1	13.8	13.4	12.9	12.8						
55	6.89	6.98	7.02	7.19	7.43	7.61	7.53	7.39	7.23	7.01	6.85	6.76						
60	5.29	5.32	5.33	5.40	5.48	5.54	5.48	5.41	5.32	5.26	5.21	5.23						
65	3.22	3.32	3.40	3.59	3.78	3.92	3.86	3.73	3.59	3.39	3.24	3.18						
70	1.80	1.83	1.87	1.94	2.00	2.04	2.00	1.95	1.90	1.84	1.79	1.78						
75	1.19	1.22	1.25	1.30	1.36	1.39	1.37	1.32	1.28	1.23	1.19	1.18						
80	0.70	0.72	0.74	0.79	0.83	0.86	0.85	0.81	0.78	0.74	0.70	0.68						
85	0.29	0.31	0.26	0.37	0.40	0.42	0.42	0.39	0.37	0.33	0.30	0.28						
90	0.00	0.00	0.00	0.00	0.00	0.00	0.00	0.00	0.00	0.00	0.00	0.00						
95	0.00	0.00	0.00	0.00	0.00	0.00	0.00	0.00	0.00	0.00	0.00	0.00						
100	0.00	0.00	0.00	0.00	0.00	0.00	0.00	0.00	0.00	0.00	0.00	0.00						
105	0.00	0.00	0.00	0.00	0.00	0.00	0.00	0.00	0.00	0.00	0.00	0.00						
110	0.00	0.00	0.00	0.00	0.00	0.00	0.00	0.00	0.00	0.00	0.00	0.00						
115	0.00	0.00	0.00	0.00	0.00	0.00	0.00	0.00	0.00	0.00	0.00	0.00						
120	0.00	0.00	0.00	0.00	0.00	0.00	0.00	0.00	0.00	0.00	0.00	0.00						
125	0.00	0.00	0.00	0.00	0.00	0.00	0.00	0.00	0.00	0.00	0.00	0.00						
130	0.00	0.00	0.00	0.00	0.00	0.00	0.00	0.00	0.00	0.00	0.00	0.00						
135	0.00	0.00	0.00	0.00	0.00	0.00	0.00	0.00	0.00	0.00	0.00	0.00						
140	0.00	0.00	0.00	0.00	0.00	0.00	0.00	0.00	0.00	0.00	0.00	0.00						
145	0.00	0.00	0.00	0.00	0.00	0.00	0.00	0.00	0.00	0.00	0.00	0.00						
150	0.00	0.00	0.00	0.00	0.00	0.00	0.00	0.00	0.00	0.00	0.00	0.00						
155	0.00	0.00	0.00	0.00	0.00	0.00	0.00	0.00	0.00	0.00	0.00	0.00						
160	0.00	0.00	0.00	0.00	0.00	0.00	0.00	0.00	0.00	0.00	0.00	0.00						
165	0.00	0.00	0.00	0.00	0.00	0.00	0.00	0.00	0.00	0.00	0.00	0.00						
170	0.00	0.00	0.00	0.00	0.00	0.00	0.00	0.00	0.00	0.00	0.00	0.00						
175	0.00	0.00	0.00	0.00	0.00	0.00	0.00	0.00	0.00	0.00	0.00	0.00						
180	0.00	0.00	0.00	0.00	0.00	0.00	0.00	0.00	0.00	0.00	0.00	0.00						

C Range: 0 - 360DEG

C Interval: For a lens beam angle of 60°

Test Speed: MEDIUM

Temperature: 77.54°F

Operators: zoe

Test Date: 2024-1-2

γ Range: 0 - 180DEG

γ Interval: 0.5DEG

Test System: EVERFINE GO-SPEX500_V1 SYSTEM V2.00.461

Humidity: 65.0%

Test Distance: 124.409" [K=1.0000]

Remarks: LAMP: BXR-V-DR-1830G-100Z-A-23 Ra: 90

LENS: PM-1103C 50R+DIFFUSER

DRIVER: PUP10A-1WMC-700 500mA

30minutes warm-up